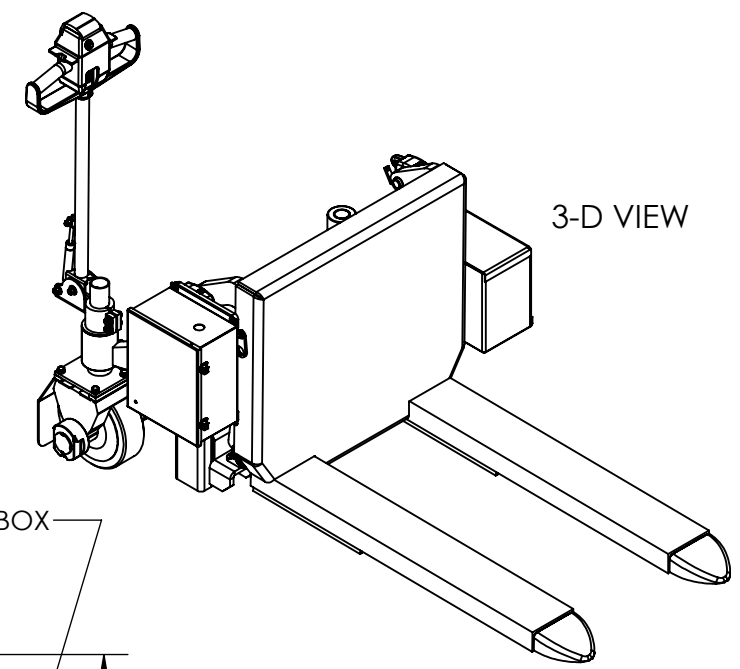
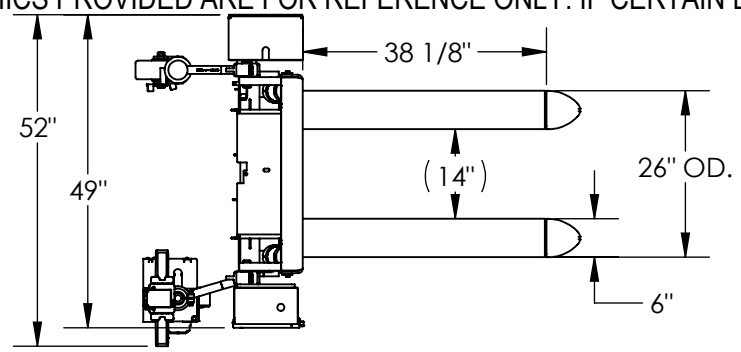


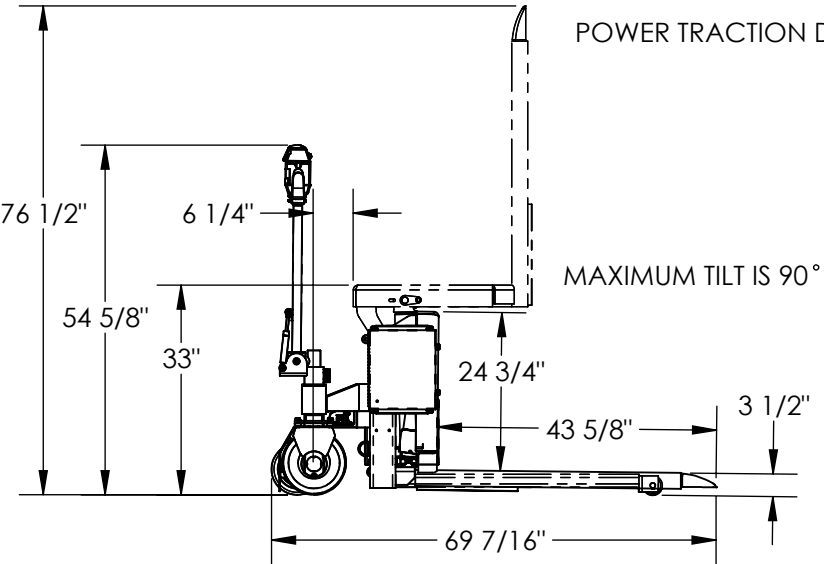
TILT MASTER W/ POWER TRACTION DRIVE- TM-40-DC-PTDS

APPROX WEIGHT: 809.55 lbs.
 DOES NOT INCLUDE WEIGHT OF POWER OR PACKAGING!!!

*** ANY ADDITIONS, DELETIONS, OR OMISSIONS MUST BE CORRECTED ON THIS DRAWING AS THIS DRAWING WILL BE CONSIDERED ALL INCLUSIVE ***
 ALL GRAPHICS PROVIDED ARE FOR REFERENCE ONLY. IF CERTAIN DIMENSIONS ARE CRITICAL PLEASE VERIFY THOSE DIMENSIONS WITH YOUR SALESPERSON

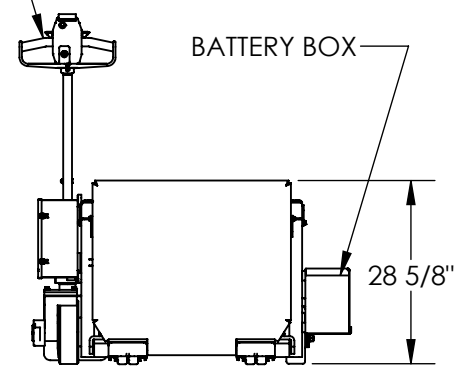


3-D VIEW



POWER TRACTION DRIVE

MAXIMUM TILT IS 90°



BATTERY BOX

DIMENSION TOLERANCE ± 1/4"

STANDARD FEATURES

- MODEL NUMBER IS TM-40-DC-PTDS
- CAPACITY IS 2,000 LBS
- LOWERED FORK HEIGHT IS 3 1/2"
- FORK ADJUSTMENT FIXED AT 26" OD.
- FORK WIDTH IS 6"
- USABLE FORK LENGTH IS 38 1/8"
- OVERALL WIDTH IS 52"
- OVERALL LENGTH IS 69 7/16"
- OVERALL HEIGHT IS 54 5/8"
- ROTATED HEIGHT IS 76 1/2"
- LEVEL HEIGHT IS 33"
- MAXIMUM TILT IS 90°
- DC POWERED
- DURABLE LIQUID PAINT BLUE FINISH

POWER TRACTION DRIVE

- 24V DC POWER
- VARIABLE SPEED DRIVE
- SOFT START AND STOP
- EMERGENCY BELLY SWITCH
- ELECTROMAGNETIC PARKING
- BRAKE/EMERGENCY BRAKE
- KEYED IGNITION
- ON BOARD BATTERY CHARGER
- BUTTERFLY STYLE THROTTLE TRIGGER
- PROGRAMMABLE DC CONTROL CARD
- FOR CUSTOM PREFERENCES

APPROVAL	I, THE UNDERSIGNED, AGREE THAT THE PRODUCT AS REPRESENTED SATISFIES DESIGN AND DIMENSION REQUIREMENTS. I ALSO ACKNOWLEDGE MY DUTY TO CONFIRM PRODUCT AND INSTALLATION COMPLIANCE WITH ALL APPLICABLE FEDERAL, STATE AND LOCAL REGULATIONS AND STANDARDS.	
	ANY MODIFIED UNITS ARE NON-RETURNABLE	
	[] As drawn	[] As marked
	Signed: _____	Date: _____
Printed Name: _____		
LEAD TIME WILL START UPON RECEIPT OF SIGNED APPROVAL DRAWING		

FOR INTERNAL USE ONLY PROJECT SIGN OFF	
SALES	
ENG.	
FAB.	
POWER	

DISTRIBUTOR'S NAME:		P.O.#
VESTIL MANUFACTURING		X
DRAWN BY: KGH		W.O.#
DATE: 5/22/2020		X
REFERENCE: X	SCALE: 1:30	SALES: X
QUOTED LEAD TIME: X	QUOTE #	FILE NAME:
	X	15-007-153