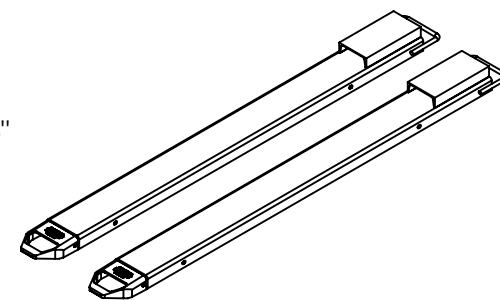



FORK EXTENSIONS- FE-6-84-RS

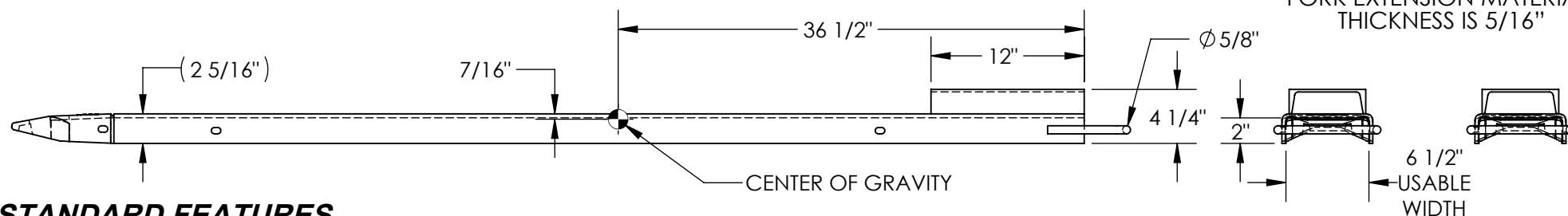
APPROX WEIGHT: 175.08 lbs.
DOES NOT INCLUDE WEIGHT OF POWER OR PACKAGING!!!

*** ANY ADDITIONS, DELETIONS, OR OMISSIONS MUST BE CORRECTED ON THIS DRAWING AS THIS DRAWING WILL BE CONSIDERED ALL INCLUSIVE ***

ALL GRAPHICS PROVIDED ARE FOR REFERENCE ONLY. IF CERTAIN DIMENSIONS ARE CRITICAL PLEASE VERIFY THOSE DIMENSIONS WITH YOUR SALESPERSON



FORK EXTENSION MATERIAL
THICKNESS IS 5/16"



STANDARD FEATURES

MODEL NUMBER IS FE-6-84-RS

OVERALL WIDTH IS 7 1/8" ± 1/8"

OVERALL WIDTH W/LOOP IS 8 3/8"

USABLE WIDTH IS 6 1/2"

OVERALL LENGTH IS 87 5/8"

USABLE LENGTH IS 72"

OVERALL HEIGHT IS 4 1/4"

FITS 6" WIDE x 2 1/2" MAX. THICKNESS FORK

SOLID STEEL CONSTRUCTION

TOUGH BAKED IN POWDER COATED YELLOW FINISH

APPROX. WEIGHT / LOST LOAD = 175.08 LBS. PER PAIR

MINIMUM EFFECTIVE THICKNESS = LESS THAN 1"

CAPACITY = 4,000 # PER PAIR, EVENLY DISTRIBUTED

FORK EXTENSIONS DO NOT CHANGE THE LOAD

CENTER OF EXISTING FORK TRUCK.

NEVER EXCEED LOAD CENTER RATING PER FORK
TRUCK MANUFACTURER'S GUIDELINES.

DO NOT USE THESE FORK EXTENSIONS IF LOAD WILL
EXCEED FORK TRUCK MANUFACTURER'S LOAD
CENTER RATING.

FORK EXTENSIONS MUST NOT EXCEED 150%

ORIGINAL FORK LENGTH.

SPECIAL FEATURES

NONE

DIMENSION TOLERANCE ± 1/4"

APPROVAL

I, THE UNDERSIGNED, AGREE THAT THE PRODUCT AS
REPRESENTED SATISFIES DESIGN AND DIMENSION
REQUIREMENTS. I ALSO ACKNOWLEDGE MY DUTY TO
CONFIRM PRODUCT AND INSTALLATION
COMPLIANCE WITH ALL APPLICABLE FEDERAL, STATE
AND LOCAL REGULATIONS AND STANDARDS.

ANY MODIFIED UNITS ARE NON-RETURNABLE

[] As drawn [] As marked

Signed: _____ Date: _____

Printed Name: _____

LEAD TIME WILL START UPON RECEIPT OF SIGNED APPROVAL DRAWING

FOR INTERNAL USE ONLY
PROJECT SIGN OFF

| | |
|-------|--|
| SALES | |
| ENG. | |
| FAB. | |
| POWER | |

DISTRIBUTOR'S NAME:

VESTIL MANUFACTURING

DRAWN BY: C.CLEMENS

DATE: 7/8/16

REFERENCE: X

SCALE: 1:12

QUOTED LEAD TIME: X

QUOTE #
X

P.O.# X

W.O.# X

SALES: X

FILE NAME:

08-007-386