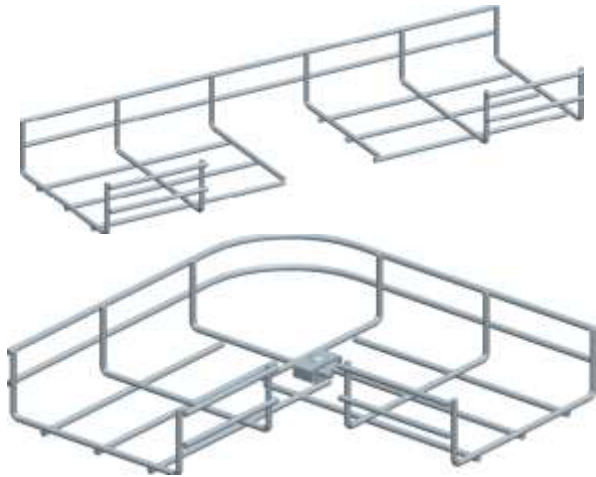


# 90° Short Radius Bends

## Wire Mesh Cable Tray L (90 degree) Junction Instructions

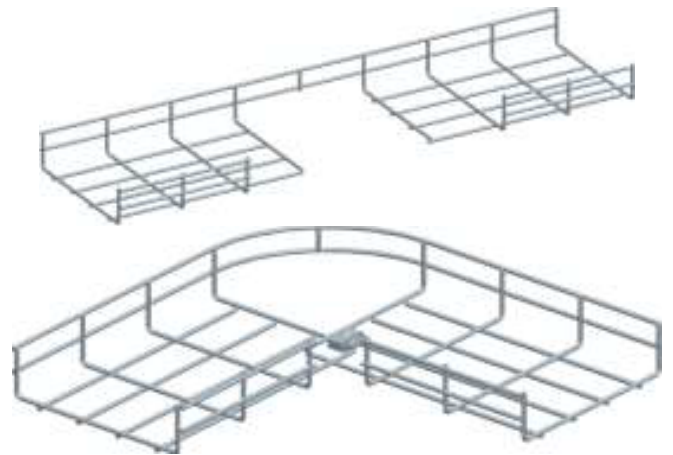
### CABLE TRAY CUTTING & BENDING GUIDES CONFIGURING CABLE TRAYS FOR INSTALLATION

90° Short Radius Bends  
4" and 6" Wide Cable Trays



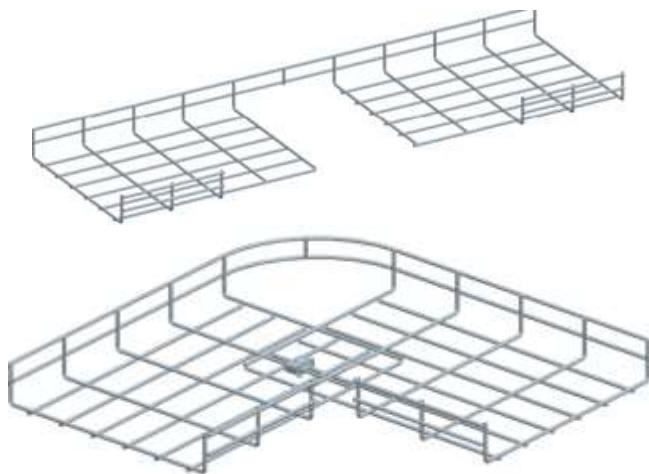
Required Accessories	
	NL8530012
4" Wide	1
6" Wide	1

90° Short Radius Bends  
200 mm (8") Wide Cable Trays



Required Accessories	
	NL8530012
8" Wide	1

90° Short Radius Bends  
12" Wide Cable Trays



Required Accessories	
	NL8530012
12" Wide	1

## Required Accessories NL8530012

